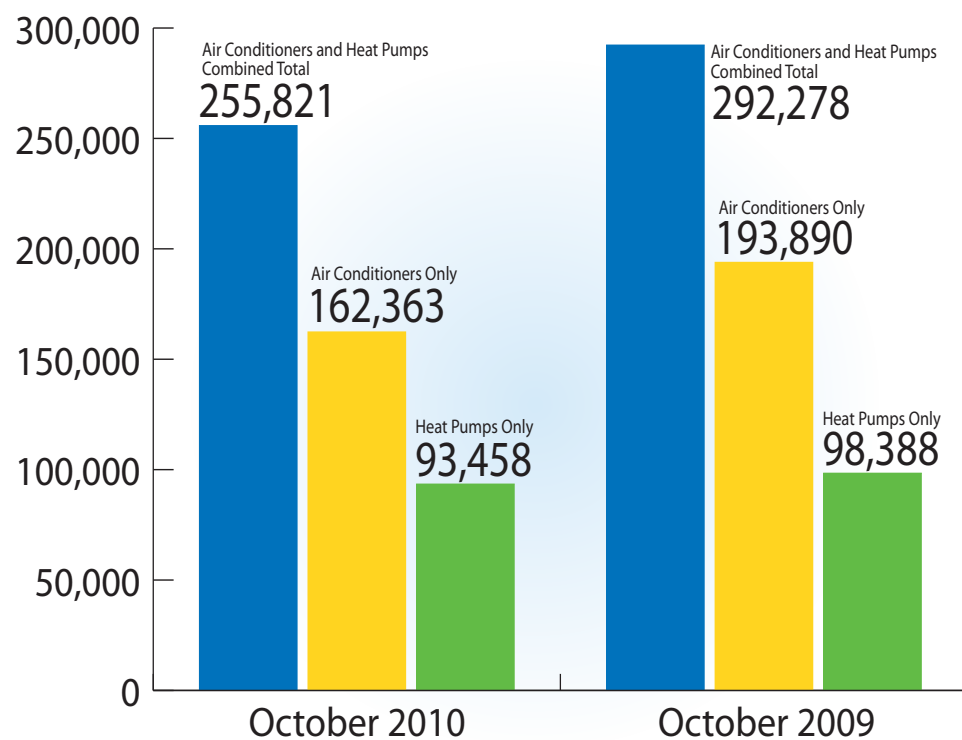


# facts & figures

COMPILED BY AHRI

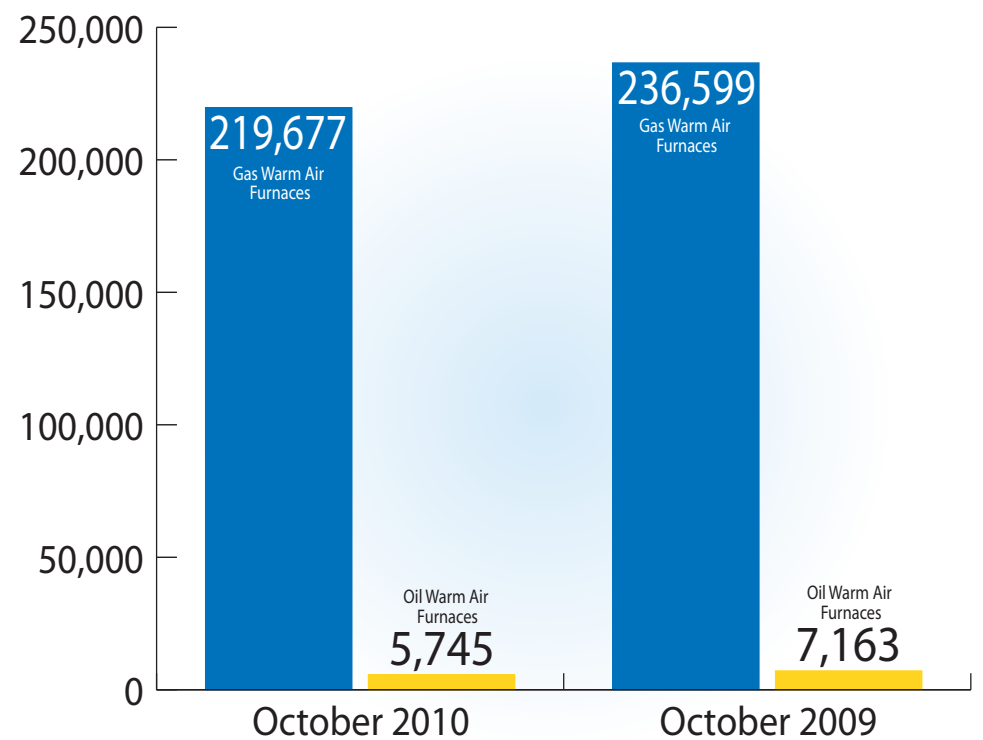
**SOURCE:** The Air-Conditioning, Heating, and Refrigeration Institute (AHRI). Industry figures are estimates that are derived from the best available figures supplied by a sample of AHRI member companies.

## October Shipments Down



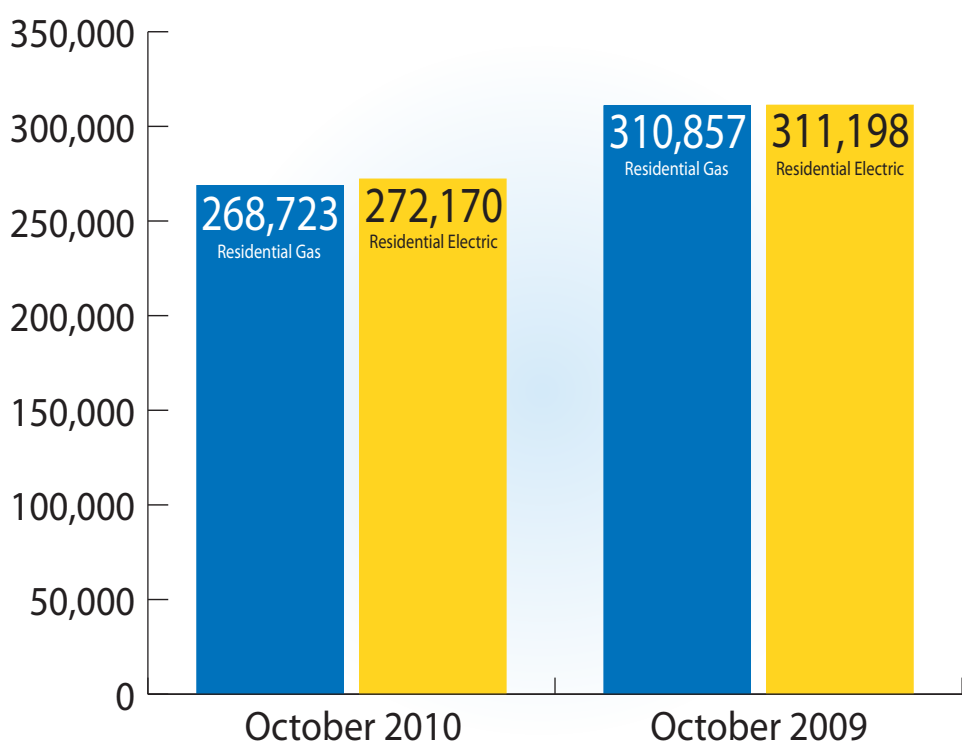
### Central A/C and Air-Source Heat Pumps

U.S. shipments of central air conditioners and air-source heat pumps totaled 255,821 units in October 2010, down 12 percent from 292,278 units shipped in October 2009. Specifically, shipments of air conditioners decreased 16 percent, and shipments of air-source heat pumps decreased 5 percent. Year-to-date combined shipments of residential central air conditioners and air-source heat pumps increased 0.2 percent. While year-to-date shipments of central air conditioners decreased 2 percent, year-to-date shipments of heat pumps increased 5 percent.



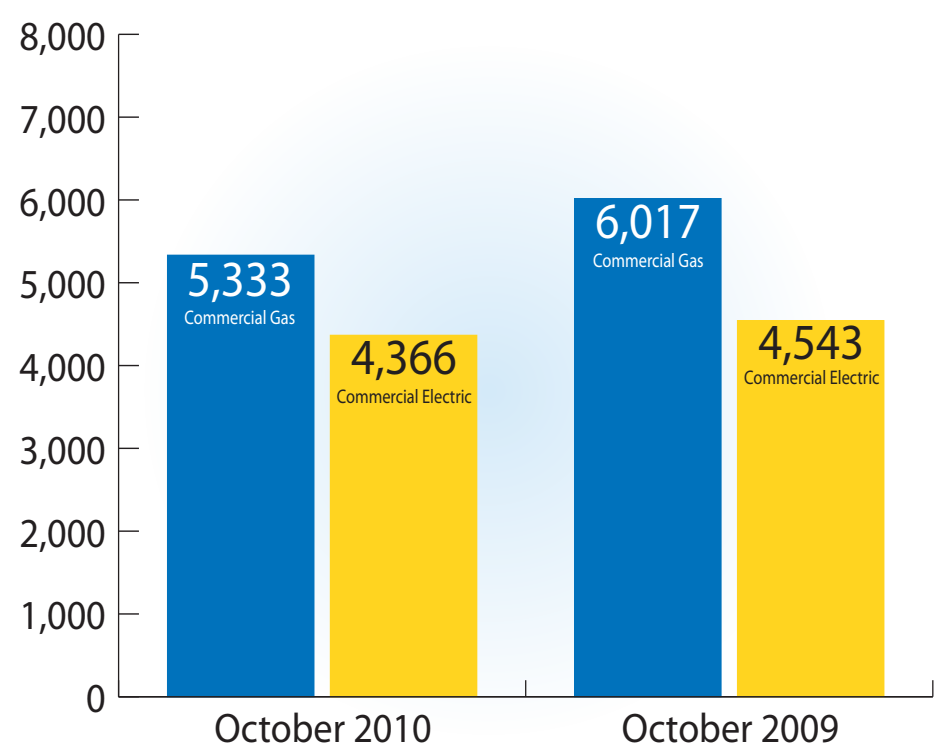
### Warm Air Furnaces

U.S. shipments of gas warm air furnaces for October 2010 decreased 7 percent, to 219,677 units, down from 236,599 units shipped in October 2009. Oil warm air furnace shipments decreased 20 percent, to 5,745 units in October 2010, down from 7,163 units shipped in October 2009. Year-to-date U.S. shipments of gas warm air furnaces increased 13 percent, and oil warm air furnaces increased 6 percent.



### Residential Water Heaters

U.S. shipments of residential gas water heaters for October 2010 decreased 14 percent, to 268,723 units, down from 310,857 units shipped in October 2009. Residential electric water heater shipments decreased 13 percent in October 2010, to 272,170 units, down from 311,198 units shipped in October 2009.



### Commercial Water Heaters

Commercial gas water heater shipments decreased 11 percent in October 2010, to 5,333 units, compared with 6,017 units shipped in October 2009. Commercial electric water heater shipments decreased 4 percent in October 2010, to 4,366 units, down from 4,543 units shipped in October 2009.