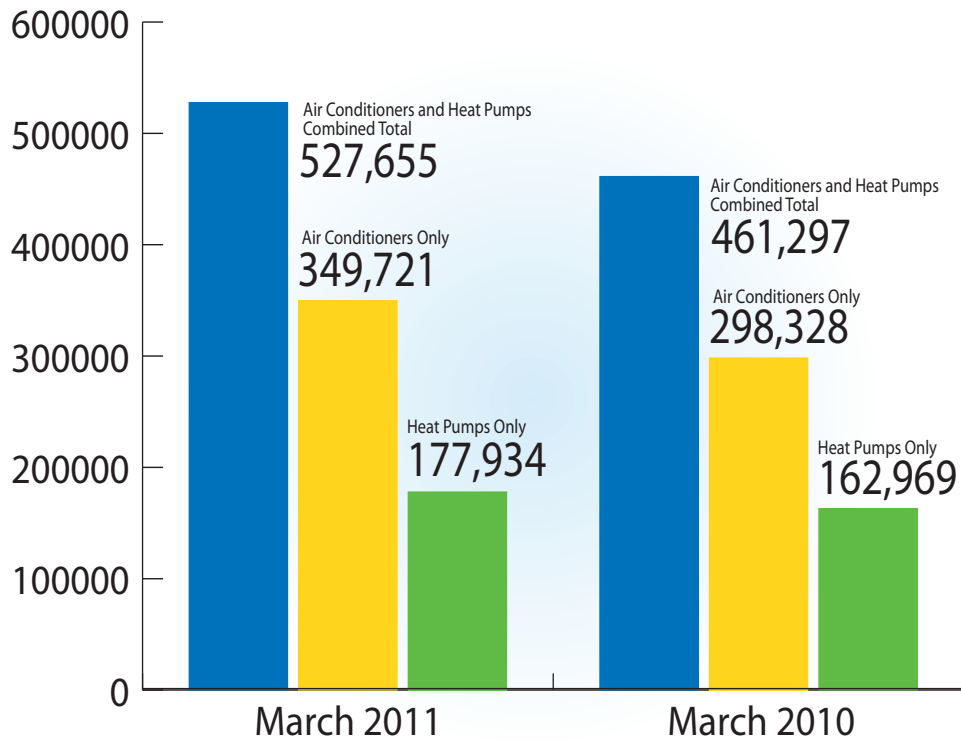
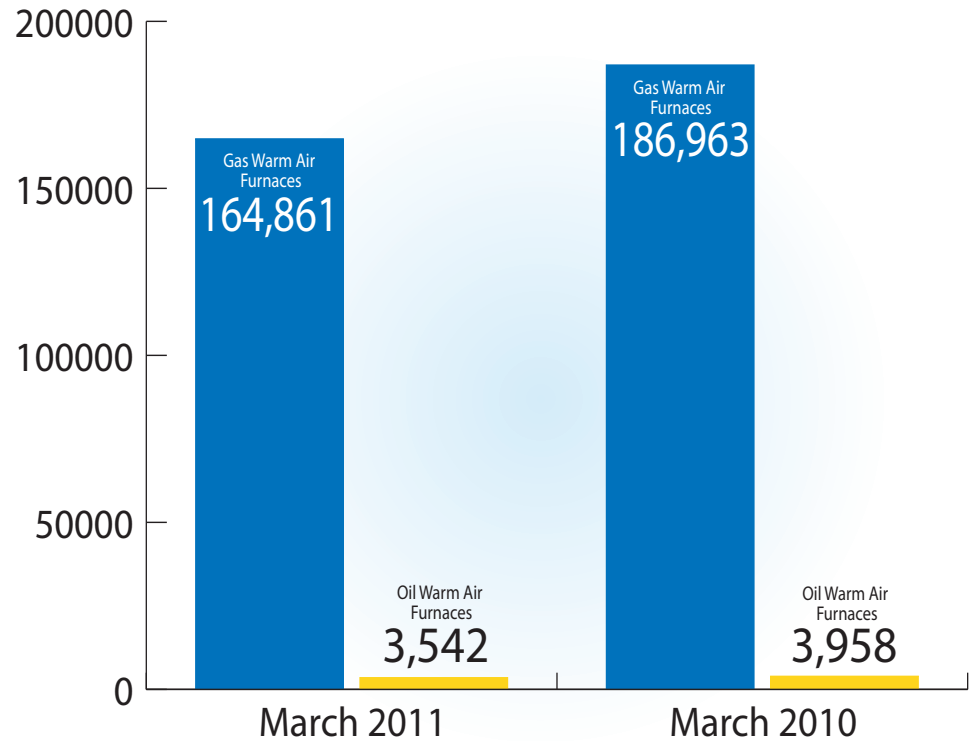


## March Air Conditioning and Heat Pump Shipments Increase



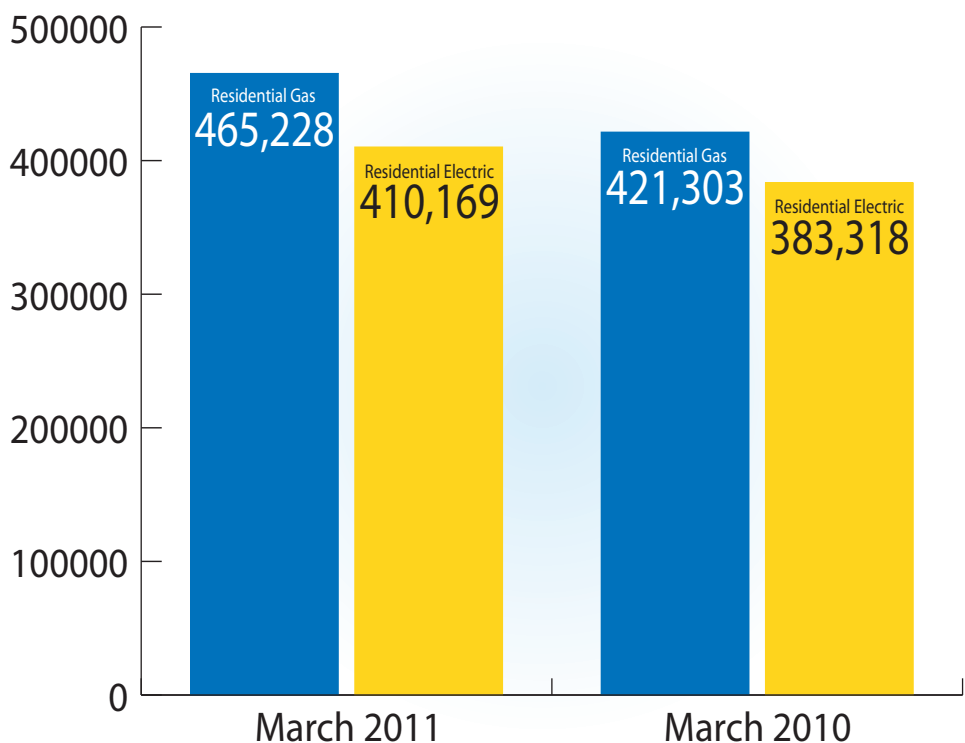
### Central A/C and Air-Source Heat Pumps

U.S. shipments of central air conditioners and air-source heat pumps totaled 527,655 units in March 2011, up 14 percent from a revised total of 461,297 units shipped in March 2010. Specifically, shipments of air conditioners increased 17 percent, and shipments of air-source heat pumps increased 9 percent.



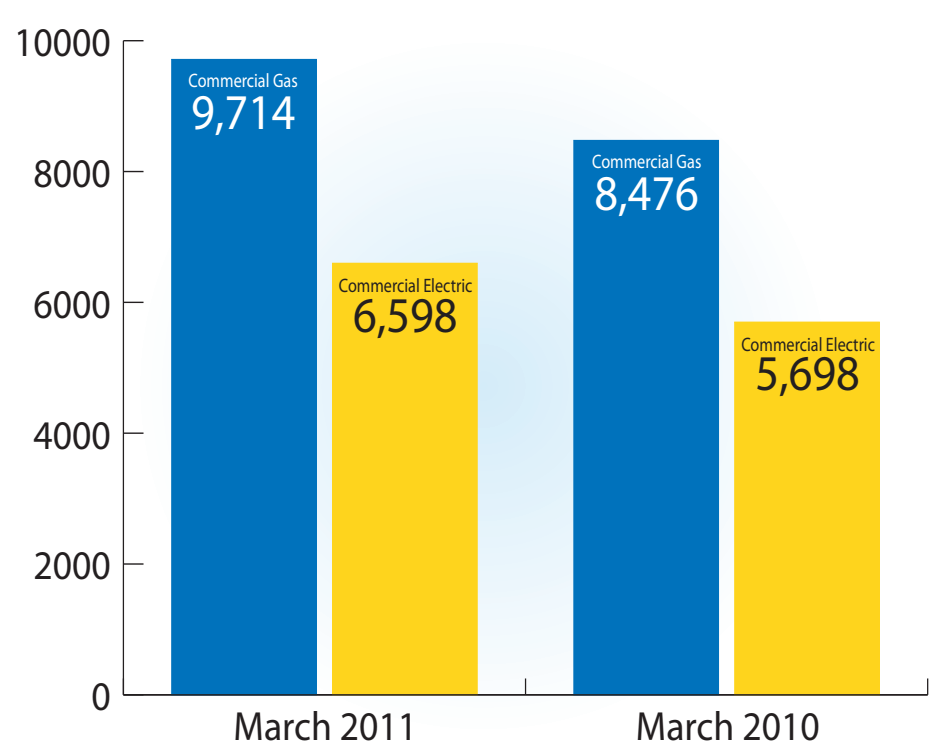
### Warm Air Furnaces

U.S. shipments of gas warm air furnaces for March 2011 decreased 12 percent, to 164,861 units, down from 186,963 units shipped in March 2010. Oil warm air furnace shipments decreased 11 percent, to 3,542 units in March 2011, down from 3,958 units shipped in March 2010.



### Residential Storage Water Heaters

U.S. shipments of residential gas storage water heaters for March 2011 increased 10 percent, to 465,228 units, up from 421,303 units shipped in March 2010. Residential electric storage water heater shipments increased 7 percent in March 2011, to 410,169 units, up from 383,318 units shipped in March 2010.



### Commercial Storage Water Heaters

Commercial gas storage water heater shipments increased 15 percent in March 2011, to 9,714 units, up from 8,476 units shipped in March 2010. Commercial electric storage water heater shipments increased 16 percent in March 2011, to 6,598 units, up from 5,698 units shipped in March 2010.