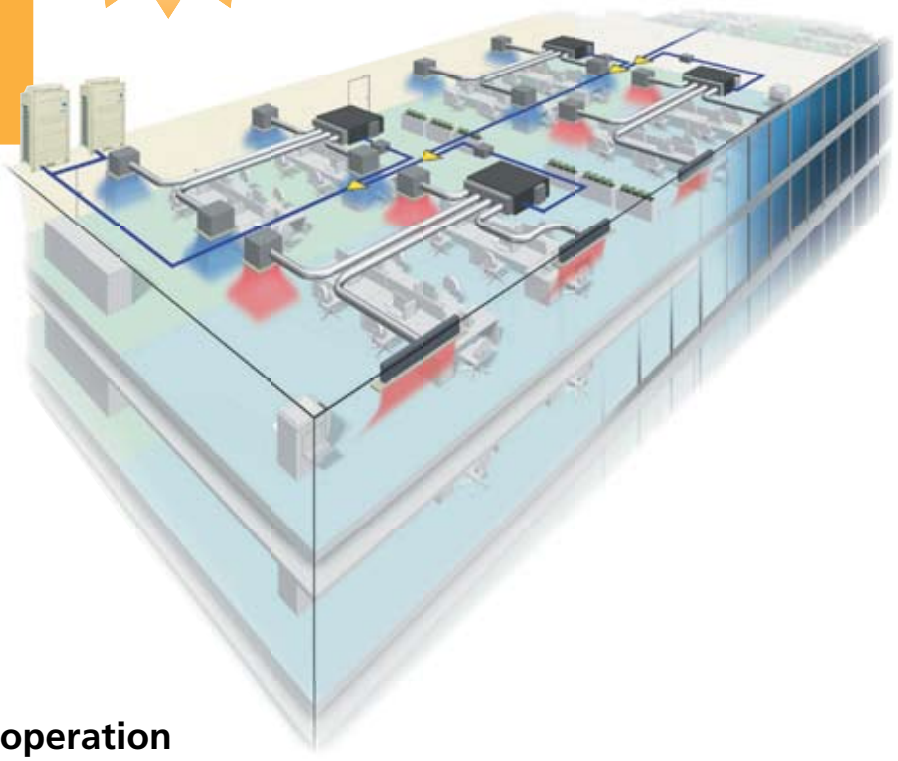


Variable Refrigerant Volume

NEW

Air-Cooled DX Multizone System



- 460V Three phase power supply
- Advanced zoning capabilities
- Can operate up to 41 indoor fan coil units
- Excellent part load performance
- Autocharging function
- Refrigerant charge check function
- Continuous heating during defrost operation
- Longest pipe lengths in product class



R-410A
INVERTER

VRV III - one step further into the revolution

Daikin's new VRV III system is the 7th generation of the original Daikin VRV® launched in 1982. Completely re-engineered to realize opportunities for VRV in taller / larger buildings, it utilizes the latest advances in refrigeration and air-conditioning technology. The totally new Daikin Inverter compressor system delivers improved efficiency and performance, while ensuring satisfaction of demands throughout connected zones across the complete operation cycle. With a choice of 460V/3Ph/60Hz or 208-230V/3Ph/60Hz (available June 2008), the Heat Pump or Heat Recovery configurations power up to 20-Ton capacity from a single piping network. The system also allows up to 41 indoor fan coil units, a 200% connection index, and integrated controls, with BMS options and piping limitations never before seen with a DX system. The new Daikin VRV III pushes the limits to deliver advanced solutions and even more flexibility for your engineered and design-build projects.



- 1 Newly improved fans and grilles
- 2 Newly optimized heat exchanger increases efficiency
- 3 New improved high efficiency scroll compressor
- 4 Heat transfer circuit
- 5 Compact aero box
- 6 Smooth sine wave DC (Digitally Commutated) Inverter
- 7 DC inverter fan motor

Specification	VRV	VRV-III	Improvement	Benefit
Largest single module	8-Ton	12-Ton	50%	Space saving, improved competitiveness
Largest single system	16-Ton	20-Ton	25%	Minimizing total number of systems
Power supply	208-230V	208-230V & 460V	Choice	Match the requirements of the building
Electrical safety	60+60A MFA	50A (25A or 25A) MFA	58%	Reduction of electrical installation requirements
Combination ratio	Up to 130%	Up to 200%	54%	Greater application flexibility
Maximum number of indoor units	Up to 24	Up to 41	167%	Greater application flexibility
Refrigerant charge (8-Ton heat pump)	25.1 lbs	19.8 lbs	-21%	Reduction of environmental impact
Actual pipe length	492 ft	540 ft	10%	Greater application flexibility
Total pipe length	1000 ft	3280 ft	328%	Greater application flexibility
From the first REFNET to furthest indoor unit	130 ft	295 ft	127%	Greater application flexibility
Height separation	164 ft	295 ft	80%	Coverage of taller, larger building
Outdoor unit fan (ESP)	0.24	0.32	33%	Easier integration for plant room solutions, less chance of discharge air short circuiting
Unit footprint (8-Ton heat pump)	10.22sq ft	7.66sq ft	25%	Space savings for easier location of condensing units
Unit footprint (16-Ton heat recovery)	20.45sq ft	15.32sq ft	25%	Space savings for easier location of condensing units
Weight (8-Ton heat pump)	666 lbs	582 lbs	13%	Easy transportation, reduced shipping costs

VRV III Features & Benefits

Voltage Platform & Operation Choice	<ul style="list-style-type: none"> ➤ 460V 3-phase 6, 8, 10-Ton, single cabinet /12, 14, 16, 18 and 20-Ton manifolded cabinet condensing units available for commercial applications. ➤ 208-230V 3-phase 6, 8, 10, and 12-Ton single cabinet & 14, 16, 18 and 20-Ton manifolded cabinet condensing units available for commercial and light commercial applications (available June 2008). ➤ Heat pump and heat recovery systems providing simultaneous heating and cooling are available with both voltage platforms.
Advanced Zoning	<ul style="list-style-type: none"> ➤ Individual zones can be provided for up to 64 zones on a single VRV III system.
Independent Control	<ul style="list-style-type: none"> ➤ Each fan coil unit uses a dedicated electronic expansion valve for superior room temperature control, meaning individual control in all necessary zones.
Absolute Reliability	<ul style="list-style-type: none"> ➤ The latest G-Type Daikin designed & manufactured inverter scroll compressor delivers excellent performance and reliability.
VFD Inverter Capacity Control	<ul style="list-style-type: none"> ➤ At the heart of the condensing unit is a high efficiency variable speed "inverter" compressor coupled with inverter fan motors for superior system part load performance. ➤ Compressor capacity is modulated automatically to maintain a constant suction pressure, while varying the refrigerant volume to the deliver precisely the needs of the cooling or heating loads. ➤ Indoor fan coil units use P.I.D. control to control superheat and maintain the temperature in the occupied space as close as +/- 1°F of the setpoint temperature.
Optimized R-410A Design	<ul style="list-style-type: none"> ➤ This 7th generation VRV system has been completely overhauled and redesigned for use with R-410A & the very latest refrigeration, fan, motor and compressor technology.
Flexible Design	<ul style="list-style-type: none"> ➤ The longest refrigerant lines in the industry - up to 540ft (620ft equivalent) linear piping between condensing unit and furthest located fan coil unit. ➤ The longest refrigerant lines in the industry - up to 3280ft total "one-way" piping in the complete piping network. ➤ The largest vertical (height) separation in the industry - up to 295ft between the condensing unit and the fan coil units is permitted. ➤ Connection diversity can be applied up to 200% of the indoor fan coil unit capacity to outdoor condensing unit nominal capacity. ➤ Modular condensing units can be installed, phase by phase or floor by floor all around the building perimeter offering a decentralized alternative to traditional centralized plant equipment. ➤ Plant room installation condensing units supported with fan / fan motor ESP up to 0.32" WG as standard allowing connection of discharge ductwork and preventing discharge air short circuiting. ➤ Continuous operation at 0°F DB (-4°F WB) ~ 64°F DB (60°F WB) in heating mode and 23°F DB ~ 110°F DB in cooling mode.
Indoor Units	<ul style="list-style-type: none"> ➤ A full array of ducted and duct-free style fan coil units, including the FXOQ vertical air handler & NEW FXZQ 2x2 multi flow ceiling cassette are available to meet the demands of any application. ➤ Capacity range covers 0.6 (7.5MBH) to 4 (48MBH) Ton in 0.5 Ton increments to ensure the optimum selection for the zone load conditions.
Simple Wiring	<ul style="list-style-type: none"> ➤ Daisy chain control wiring, 2 wire, multi stranded, non-shielded and non polarized for simple error free installations.
Energy Efficiency	<ul style="list-style-type: none"> ➤ Excellent part load system performance delivering maximum comfort for minimal power consumption on the complete application temperature range. ➤ Equivalent or better performance than levels associated with high efficiency air cooled & water cooled chiller systems.
Outside Air	<ul style="list-style-type: none"> ➤ Outside air capability with ducted fan coils and duct-free cassette units.
Space Saving	<ul style="list-style-type: none"> ➤ With a condensing unit module footprint as small as 3' 5/8" x 2' 6/18" (7.66sq ft) location and installation of VRV III is simple to realize.
Advanced Diagnostics	<ul style="list-style-type: none"> ➤ The advanced, self-diagnostic, auto-check function will detect a malfunction and immediately display the type and location so it can be resolved quickly and effectively.
Advanced Controls	<ul style="list-style-type: none"> ➤ Zone LCD remote controller for up to 16 zones which provides a host of operational functions, including 7-day programmability. ➤ Connects to the full suite of advanced Daikin control solutions including i-Touch Controller and I-Manager. ➤ Can be integrated to open protocol building management systems via the Daikin BACnet and LONworks Gateways.
Low Sound Levels	<ul style="list-style-type: none"> ➤ Indoor and outdoor units offer quiet operation. FXZQ indoor unit has a sound pressure level as low as 25dB(A).

A wide variety of ducted and duct-free indoor fan coil units







			0.6 Ton	0.75 Ton	1.0 Ton	1.5 Ton	2.0 Ton	2.5 Ton	3.0 Ton	4.0 Ton	
INDOOR UNITS - FXSQ Concealed Ceiling Unit (208 - 230V / 1Ph / 60Hz)											
	Model			FXSQ09MVJU	FXSQ12MVJU	FXSQ18MVJU	FXSQ24MVJU	FXSQ30MVJU	FXSQ36MVJU	FXSQ48MVJU	
	Cooling Capacity	Btu/h			12,000	18,000	24,000	30,000	36,000	48,000	
	Heating Capacity	Btu/h			13,500	20,000	27,000	34,000	40,000	54,000	
	Sound Pressure Level H/L	dB(A)			41/35 ¹	44/38 ¹	44/38 ¹	45/39 ¹	45/39 ¹	48/43 ¹	
	Airflow H/L	cfm			340/230	530/390	740/490	950/720	990/740	1300/950	
	Weight	lbs.			69	73	95	119	119	122	
	Dimensions (H x W x D)	in.			11 7/8 x 21 5/8 x 31 1/2	11 7/8 x 27 1/2 x 31 1/2	11 7/8 x 39 3/8 x 31 1/2	11 7/8 x 55 1/8 x 31 1/2			
INDOOR UNITS - FXMQ Concealed Ceiling Unit (medium static) (208 - 230V / 1Ph / 60Hz)											
	Model							FXMQ30MVJU	FXMQ36MVJU	FXMQ48MVJU	
	Cooling Capacity	Btu/h						30,000	36,000	48,000	
	Heating Capacity	Btu/h						34,000	40,000	54,000	
	Sound Pressure Level H/L	dB(A)						45/41 ²	45/41 ²	48/45 ²	
	Airflow H/L	cfm						690/565	1020/810	1270/1020	
	Weight	lbs.						99	139	144	
	Dimensions (H x W x D)	in.						15 3/8 x 28 3/8 x 27 1/8	15 3/8 x 43 3/4 x 27 1/8		
INDOOR UNITS - FXDQ Slim Duct Built-In Concealed Ceiling Unit (208 - 230V / 1Ph / 60Hz)											
	Model		FXDQ07MVJU	FXDQ09MVJU	FXDQ12MVJU	FXDQ18MVJU	FXDQ24MVJU				
	Cooling Capacity	Btu/h	7,500	9,500	12,000	18,000	24,000				
	Heating Capacity	Btu/h	8,500	10,500	13,500	20,000	27,000				
	Sound Pressure Level H/L	dB(A)	33/29 ²	33/29 ²	33/29 ²	35/31 ²	36/32 ²				
	Airflow H/L	cfm	280/226	280/226	280/226	440/350	580/460				
	Weight	lbs.	49	49	49	68	75				
	Dimensions (H x W x D)	in.	7 7/8 x 27 9/16 x 24 7/16			7 7/8 x 35 7/16 x 24 7/16		7 7/8 x 43 5/16 x 24 7/16			
INDOOR UNITS - FXOQ Vertical Air Handling Unit (FXOQ42MVJU model also available) (208 V / 1Ph / 60Hz)											
	Model				FXOQ12MVJU	FXOQ18MVJU	FXOQ24MVJU	FXOQ30MVJU	FXOQ36MVJU	FXOQ48MVJU	
	Cooling Capacity	Btu/h			12,000	18,000	24,000	30,000	36,000	48,000	
	Heating Capacity	Btu/h			12,000	18,000	24,000	30,000	40,000	54,000	
	Sound Pressure Level H/L	dB(A)			N/A	N/A	N/A	N/A	N/A	N/A	
	Airflow H/L	cfm			400	600	800	1000	1200	1600	
	Weight	lbs.			120	120	120	140	210	210	
	Dimensions (H x W x D)	in.			44 x 22 x 15	44 x 22 x 15	44 x 22 x 15	48 x 22 x 18.5	49 x 26 x 20	49 x 26 x 20	
BEQ box model				BEQ12MVJLR1	BEQ18MVJLR1	BEQ24MVJLR1	BEQ30MVJLR1	BEQ36MVJLR1	BEQ48MVJLR1		
INDOOR UNITS - FXFQ 4 Way Ceiling Mounted Cassette Unit (3'x3') (208 - 230V / 1Ph / 60Hz)											
	Model		FXFQ07MVJU	FXFQ09MVJU	FXFQ12MVJU	FXFQ18MVJU	FXFQ24MVJU	FXFQ30MVJU	FXFQ36MVJU		
	Cooling Capacity	Btu/h			12,000	18,000	24,000	30,000	36,000		
	Heating Capacity	Btu/h			13,500	20,000	27,000	34,000	40,000		
	Sound Pressure Level H/L	dB(A)			31/28 ²	33/28 ²	34/29 ²	38/32 ²	40/33 ²		
	Airflow H/L	cfm			460/350	570/390	670/490	990/710	990/740		
	Weight (panel weight)	lbs.			55 (11)	55 (11)	55 (11)	66 (11)	66 (11)		
	Unit Dimensions (H x W x D)	in.			9 1/8 x 33 1/8 x 33 1/8			11 3/8 x 33 1/8 x 33 1/8			
Panel Dimensions (H x W x D)	in.			1 5/8 x 37 3/8 x 37 3/8							
INDOOR UNITS - FXZQ 4 Way Ceiling Mounted Cassette Unit (2'x2') *Available in April 2008* (208 - 230V / 1Ph / 60Hz)											
	Model		FXZQ07M7VJU	FXZQ09M7VJU	FXZQ12M7VJU	FXZQ18M7VJU					
	Cooling Capacity	Btu/h	7,500	9,500	12,000	18,000					
	Heating Capacity	Btu/h	8,500	10,500	13,500	20,000					
	Sound Pressure Level H/L	dB(A)	30/25 ²	30/25 ²	32/26 ²	41/33 ²					
	Airflow H/L	cfm	320/247	320/247	335/265	495/353					
	Weight	lbs.	41.9	41.9	41.9	41.9					
	Dimensions (H x W x D)	in.	11 1/4 x 22 5/8 x 22 5/8								
Panel Dimensions (H x W x D)	in.	2 5/32 x 27 9/16 x 27 9/16									
INDOOR UNITS - FXHQ Ceiling Suspended Cassette Unit (208 - 230V / 1Ph / 60Hz)											
	Model				FXHQ12MVJU		FXHQ24MVJU		FXHQ36MVJU		
	Cooling Capacity	Btu/h			12,000		24,000		36,000		
	Heating Capacity	Btu/h			13,500		27,000		40,000		
	Sound Pressure Level H/L	dB(A)			38/33 ³		44/36 ³		46/41 ³		
	Airflow H/L	cfm			410/340		710/600		830/670		
	Weight	lbs.			55		80		90		
	Dimensions (H x W x D)	in.			7 11/16 x 37 13/16 x 26 3/4		7 11/16 x 55 1/8 x 26 3/4		7 11/16 x 62 5/8 x 26 3/4		
INDOOR UNITS - FXAQ Wall Mounted Unit (208 - 230V / 1Ph / 60Hz)											
	Model		FXAQ07MVJU	FXAQ09MVJU	FXAQ12MVJU	FXAQ18MVJU	FXAQ24MVJU				
	Cooling Capacity	Btu/h	7,500	9,500	12,000	18,000	24,000				
	Heating Capacity	Btu/h	8,500	10,500	13,500	20,000	27,000				
	Sound Pressure Level H/L	dB(A)	36/31 ³	37/31 ³	38/31 ³	43/37 ³	47/40 ³				
	Airflow H/L	cfm	265/160	285/175	300/180	500/400	635/470				
	Weight	lbs.	25	25	25	31	31				
	Dimensions (H x W x D)	in.	11 3/8 x 31 1/4 x 9			11 3/8 x 41 3/8 x 9					
INDOOR UNITS - FXLQ Floor Console Unit (208 - 230V / 1Ph / 60Hz)											
	Model				FXLQ12MVJU	FXLQ18MVJU	FXLQ24MVJU				
	Cooling Capacity	Btu/h			12,000	18,000	24,000				
	Heating Capacity	Btu/h			13,500	20,000	27,000				
	Sound Pressure Level H/L	dB(A)			36/33 ⁴	40/35 ⁴	41/36 ⁴				
	Airflow H/L	cfm			280/210	490/380	560/420				
	Weight	lbs.			66	80	80				
	Dimensions (H x W x D)	in.			23 5/8 x 44 7/8 x 8 3/4	23 5/8 x 55 7/8 x 8 3/4					
INDOOR UNITS - FXNQ Concealed Floor Console Unit (208 - 230V / 1Ph / 60Hz)											
	Model				FXNQ12MVJU	FXNQ18MVJU	FXNQ24MVJU				
	Cooling Capacity	Btu/h			12,000	18,000	24,000				
	Heating Capacity	Btu/h			13,500	20,000	27,000				
	Sound Pressure Level H/L	dB(A)			36/33 ⁴	40/35 ⁴	41/36 ⁴				
	Airflow H/L	cfm			280/210	490/380	560/420				
	Weight	lbs.			51	59	59				
	Dimensions (H x W x D)	in.			24 x 42 1/8 x 8 5/8	24 x 53 1/8 x 8 5/8					
Branch Selector - BSVQ (For use with RXYQ, PYDN & REYQ, PTJU)											
	Model		BSVQ36PVJU	BSVQ60PVJU							
	Power Supply		1 phase 208-230V 60Hz								
	Dimensions (H x W x D)	in.	8 3/16 x 15 5/16 x 12 7/8								
	Mass	lbs.	31								
	Piping Connections	Indoor Unit	Liquid in.	3/8 (brazed)	3/8 (brazed)						
			Gas in.	5/8 (brazed)	5/8 (brazed)						
			Liquid in.	3/8 (brazed)	3/8 (brazed)						
Suction Gas in.			5/8 (brazed)	5/8 (brazed)							
HP/LP Gas in.			1/2 (brazed)	1/2 (brazed)							

Notes: ¹ at 5 ft below bottom suction grill of unit ² at 5 ft below the unit ³ at 3.3 ft below and from the unit⁴ measured at 5 ft away, 5 ft high

OUTDOOR UNITS - 460V Heat Pump			6 Ton	8 Ton	10 Ton	12 Ton	14 Ton	16 Ton	18 Ton	20 Ton	
6 - 10 Ton RXYQ Unit	Model	Name		RXYQ72PYDN	RXYQ96PYDN	RXYQ120PYDN	RXYQ144PYDN	RXYQ168PYDN	RXYQ192PYDN	RXYQ216PYDN	RXYQ240PYDN
		Combination				2x RXYQ72PYDN	1x RXYQ96PYDN + 1x RXYQ72PYDN	1x RXYQ120PYDN + 1x RXYQ72PYDN	1x RXYQ120PYDN + 1x RXYQ96PYDN	2x RXYQ120PYDN	
	Performance	Cooling Capacity	Btu/h	72,000	96,000	120,000	144,000	168,000	192,000	216,000	240,000
		Cooling Input Power	kW	5.6	9.1	11.8	14.7	17.4	20.9	23.6	26.6
		Heating Capacity	Btu/h	81,000	108,000	135,000	162,000	189,000	216,000	243,000	270,000
		Heating Input Power	kW	6.6	9.6	12.3	15.2	18.2	21.9	24.6	27.6
		Power	V/Ph/Hz	460/3/60	460/3/60	460/3/60	460/3/60	460/3/60	460/3/60	460/3/60	460/3/60
	Refrigerant Piping	Sound Pressure Level @3ft	dB(A)	58	58	61	61	63	63	64	
		Refrigerant Type & Qty	(lbs.)	R-410A (18.1)	R-410A (19.8)	R-410A (20.1)	R-410A (18.1+18.1)	R-410A (19.8+18.1)	R-410A (20.1+18.1)	R-410A (20.1+19.8)	R-410A (20.1+20.1)
		Liquid Pipe (Main Line)	in.	3/8 (braze)	3/8 (braze)	1/2 (braze)	1/2 (braze)	5/8 (braze)	5/8 (braze)	5/8 (braze)	5/8 (braze)
Suction Gas Pipe (Main Line)		in.	3/4 (braze)	7/8 (braze)	1 1/8 (braze)	1 1/8 (braze)	1 1/8 (braze)	1 1/8 (braze)	1 1/8 (braze)	1 3/8 (braze)	
High & Low Pressure Gas Pipe (Main Line)		in.	N/A	N/A	N/A	5/8 (braze)	5/8 (braze)	5/8 (braze)	5/8 (braze)	5/8 (braze)	
Vertical Pipe Length (if unit below FCU)		ft.	295	295	295	295	295	295	295	295	
Vertical Pipe Length (if unit above FCU)		ft.	164 (295 with option)	164 (295 with option)	164 (295 with option)	164 (295 with option)	164 (295 with option)	164 (295 with option)	164 (295 with option)	164 (295 with option)	
Connection Rules	Actual Pipe Length (Equivalent Length)	ft.	540 (620)	540 (620)	540 (620)	540 (620)	540 (620)	540 (620)	540 (620)	540 (620)	
	Total Pipe Length	ft.	3280	3280	3280	3280	3280	3280	3280	3280	
Unit	Connectable Indoor Unit Ratio	%	50-130% as standard (Up to 200% is permitted depending on application & fan coil unit selection)								
	No. of Indoor Units	Qty	12	16	20	25	29	33	37	41	
Fan	Weight	lbs.	472	582	582	472 + 472	582 + 472	582 + 472	582 + 582	582 + 582	
	Dimensions (H x W x D)	in.	66 1/8 x 36 5/8 x 30 1/8			66 1/8 x 36 5/8 x 30 1/8			66 1/8 x 36 5/8 x 30 1/8		
Comp	Airflow H/L	cfm	6350	6500	6500	6350 + 6350	6500 + 6350	6500 + 6350	6500 + 6500	6500 + 6500	
	External Static Pressure	WG	0.32"	0.32"	0.32"	0.32"	0.32"	0.32"	0.32"	0.32"	
Comp	Fan Motor Output & Qty	kW (qty)	0.75 x 1	0.75 x 1	0.75 x 1	0.75 x 2	0.75 x 2	0.75 x 2	0.75 x 2	0.75 x 2	
	Compressor Type		1x Daikin Scroll	2x Daikin Scroll	2x Daikin Scroll	2x Daikin Scroll	3x Daikin Scroll	3x Daikin Scroll	4x Daikin Scroll	4x Daikin Scroll	
	Compressor Set-Up		1 Inverter	1 Inverter + 1 Fixed	1 Inverter + 1 Fixed	(1 INV) x 2	(1 INV + 1 FIX) + 1 INV	(1 INV + 1 FIX) + 1 INV	(1 INV + 1 FIX) x 2	(1 INV + 1 FIX) x 2	
	Compressor Capacity Control	%	20 - 100	13 - 100	13 - 100	10 - 100	10 - 100	7 - 100	7 - 100	7 - 100	

OUTDOOR UNITS - 460V Heat Recovery			6 Ton	8 Ton	10 Ton	12 Ton	14 Ton	16 Ton	18 Ton	20 Ton	
6 - 10 Ton REYQ Unit	Model	Name		REYQ72PYDN	REYQ96PYDN	REYQ120PYDN	REYQ144PYDN	REYQ168PYDN	REYQ192PYDN	REYQ216PYDN	REYQ240PYDN
		Combination					2x REMQ72PYDN	1x REMQ96PYDN + 1x REMQ72PYDN	1x REMQ120PYDN + 1x REMQ72PYDN	1x REMQ120PYDN + 1x REMQ96PYDN	2x REMQ120PYDN
	Performance	Cooling Capacity	Btu/h	72,000	96,000	120,000	144,000	168,000	192,000	216,000	240,000
		Cooling Input Power	kW	5.5	8.8	11.8	14.7	17.4	20.9	23.6	26.6
		Heating Capacity	Btu/h	81,000	108,000	135,000	162,000	189,000	216,000	243,000	270,000
		Heating Input Power	kW	6.4	9.6	12.3	15.2	18.2	21.9	24.6	27.6
		Power	V/Ph/Hz	460/3/60	460/3/60	460/3/60	460/3/60	460/3/60	460/3/60	460/3/60	460/3/60
	Refrigerant Piping	Sound Pressure Level @3ft	dB(A)	58	58	61	61	63	63	64	
		Refrigerant Type & Qty	(lbs.)	R-410A (22.7)	R-410A (23.4)	R-410A (23.8)	R-410A (18.1+18.1)	R-410A (19.8+18.1)	R-410A (20.1+18.1)	R-410A (20.1+19.8)	R-410A (20.1+20.1)
		Liquid Pipe (Main Line)	in.	3/8 (braze)	3/8 (braze)	1/2 (braze)	1/2 (braze)	5/8 (braze)	5/8 (braze)	5/8 (braze)	5/8 (braze)
Suction Gas Pipe (Main Line)		in.	3/4 (braze)	7/8 (braze)	1 1/8 (braze)	1 1/8 (braze)	1 1/8 (braze)	1 1/8 (braze)	1 1/8 (braze)	1 3/8 (braze)	
High & Low Pressure Gas Pipe (Main Line)		in.	5/8 (braze)	3/4 (braze)	3/4 (braze)	7/8 (braze)	7/8 (braze)	1 1/8 (braze)	1 1/8 (braze)	1 1/8 (braze)	
High & Low Pressure Equalization Pipe		in.	N/A	N/A	N/A	5/8 (braze)	5/8 (braze)	5/8 (braze)	5/8 (braze)	5/8 (braze)	
Vertical Pipe Length (if unit below FCU)		ft.	295	295	295	295	295	295	295	295	
Connection Rules	Vertical Pipe Length (if unit above FCU)	ft.	164 (295 with option)	164 (295 with option)	164 (295 with option)	164 (295 with option)	164 (295 with option)	164 (295 with option)	164 (295 with option)	164 (295 with option)	
	Actual Pipe Length (Equivalent Length)	ft.	540 (620)	540 (620)	540 (620)	540 (620)	540 (620)	540 (620)	540 (620)	540 (620)	
Unit	Total Pipe Length	ft.	3280	3280	3280	3280	3280	3280	3280	3280	
	Connectable Indoor Unit Ratio	%	50-130% as standard (Up to 200% is permitted depending on application & fan coil unit selection)								
Fan	No. of Indoor Units	Qty	12	16	20	25	29	33	37	41	
	Weight	lbs.	752	752	752	472 + 472	582 + 472	582 + 472	582 + 582	582 + 582	
Comp	Dimensions (H x W x D)	in.	66 1/8 x 51 3/16 x 30 1/8			66 1/8 x 36 5/8 x 30 1/8			66 1/8 x 36 5/8 x 30 1/8		
	Airflow H/L	cfm	6700	6700	7410	6350 + 6350	6500 + 6350	6500 + 6350	6500 + 6500	6500 + 6500	
Comp	External Static Pressure	WG	0.32"	0.32"	0.32"	0.32"	0.32"	0.32"	0.32"	0.32"	
	Fan Motor Output & Qty	kW (qty)	0.35 x 2	0.35 x 2	0.35 x 2	0.75 x 2	0.75 x 2	0.75 x 2	0.75 x 2	0.75 x 2	
	Compressor Type		2x Daikin Scroll	2x Daikin Scroll	2x Daikin Scroll	2x Daikin Scroll	3x Daikin Scroll	3x Daikin Scroll	4x Daikin Scroll	4x Daikin Scroll	
	Compressor Set-Up		1 Inverter + 1 Fixed	1 Inverter + 1 Fixed	1 Inverter + 1 Fixed	(1 INV) x 2	(1 INV + 1 FIX) + 1 INV	(1 INV + 1 FIX) + 1 INV	(1 INV + 1 FIX) x 2	(1 INV + 1 FIX) x 2	
Comp	Compressor Capacity Control	%	20 - 100	13 - 100	13 - 100	10 - 100	10 - 100	7 - 100	7 - 100	7 - 100	

Note: 208-230V / 3-Phase VRV III will be available from June 2008. VRV 208-230V / 3-Phase is also available.

Individual Zone Controllers			Multi-Zone Controllers		Time Clock Controllers
7-Day Programmable Wired R/C BRC1D71	Simplified Wired R/C BRC2A71	Wireless R/C BRC7C812 BRC7E83 BRC4C82 BRC7E818	Unified On/Off R/C DSC301C71	Centralized R/C DSC302C71	Schedule DST301B61
					

LonWorks® NETWORKS COMPATIBLE GATEWAY

- Interface for connection to LonWorks® networks
- Communication via Lon® protocol (twisted pair wire)
- 64 units connectable per DMS-IF
- Unlimited site size
- Quick, easy installation



INTEGRATED CONTROL SYSTEM CONNECTING VRV SYSTEM WITH BMS SYSTEM

- Interface for BMS system
- Communication via BACnet® protocol (connection via ethernet)
- 256 units connectable per BACnet® gateway with optional expander board
- Unlimited site size
- Quick, easy installation



Intelligent Manager III




- 200 groups (1,024 groups) connectable
- Management of AC units, facilities, and ancillary equipment
- Operation on 1 master PC and 1 sub PC
- Remote monitoring via the web

Intelligent Controller



- 64 groups (128 indoor units) connectable
- Management of AC units, facilities, and ancillary equipment
- Touch screen display
- Built-in Ethernet port, Web enabled (optional)



Daikin's products are subject to continuous improvements. Daikin reserves the right to modify product design, specifications and information in this brochure without notice and without incurring any obligations.

DAIKIN AC
absolute comfort

Daikin AC (Americas), Inc.
1645 Wallace Drive, Suite 110
Carrollton, TX 75006 USA

Tel: 972-245-1510
Toll Free: 866-4DAIKIN
Visit us at www.daikinac.com